



**PULSE  
MUSIC  
LIVE**

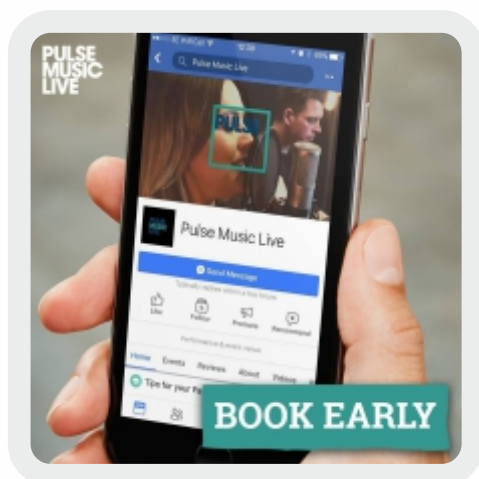
*Wedding*  
LIVE MUSIC FOR YOUR

Here at Pulse Music Live we know that planning a wedding can be stressful. To help alleviate some of that stress we've come up with our top tips to help you when booking live music for your wedding.




## TIP #1 - Book Early

The most popular bands will get booked up early and some bands can be booked up two years in advance! If you have your eye on a particular artist, we'd recommend booking early to avoid disappointment.



## TIP #2 - Ask the band if they can learn your first dance

This shouldn't be an issue for most bands, but just bare in mind the style of band you're booking as a Michael Jackson track might be just out of your singers vocal range!



## TIP #3 - Ask for a set list

You might love your bands promo video but why not ask for a set list as you'll get a good idea of their full repertoire. You might be able to ask for one or two of your favourite songs, but leave the rest up to the band as they're the experts and they know how to keep you and your guests dancing all night long.





## TIP #4 - Entertainment during your drinks reception

*Having live music entertainment during your drinks reception can be a really nice touch. The soulful sound of a saxophone or the splendor of a spanish guitar can help create that special atmosphere and also entertain your guests before the meal is served.*




## TIP #5 - Set up early

*Where possible ask the band to set up early to avoid any disruption. This will help your day to run smoothly and will help to keep things running on schedule.*

## TIP #6 - DJ Service

*Does the band include a DJ service? Many bands will include a DJ service in with their package so it's always worth checking as this can save you money!*



## TIP #7 - Suggested band timings

### *Band Timings*

*Most bands will play one of the following set durations:*


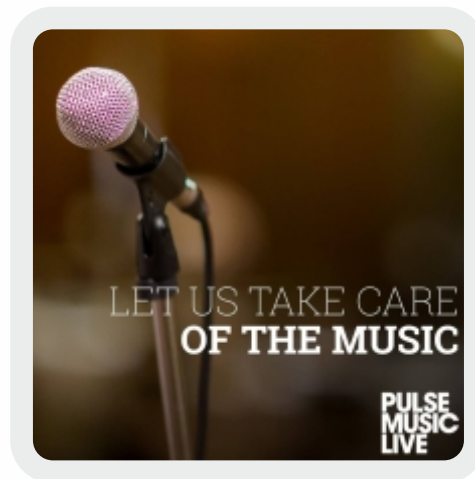
*2 x 1 hour sets*

*2 x 45 minute sets*

*3 x 30 minute sets*

## TIP #8 - Use a reputable agency

*Use a reputable agency as they will be able to ensure quality musicians, provide contracts, insurance and emergency act replacements in a worst case scenario.*



## TIP #9 - Space

*Consider the space available, especially if you're booking a large band. If your venue has volume restrictions, choose a band who can adapt their performance to keep the party going within the limitations. Your wedding coordinator will be able to make suggestions and help maximise the space available.*

## TIP #10 - Adding Value

*If you're thinking of having live music at different parts of your wedding, ask if your artist can help. Many wedding bands will provide daytime acoustic duo or solo sets in addition to their evening party sets. This can save you money when compared with booking separate live artists.*



## TIP #11 - Ensuring Quality

*You want to get the best for your budget and that's where an entertainment agency can certainly help as they can vet their artists, and confirm quality. In addition your agency will be able to offer options that are available in your area, within your budget. It's your special day, so it's important you choose an artist that you'll love. As discussed earlier to help find the perfect artist, watch their promo videos, consider their repertoire and see what added extras they offer.*



*We hope you find this helpful and we just want to say good luck and we wish you happy wedding band hunting.*



**INTEGRITY, TRANSPARENCY.**